HunterDouglas

Component Book

Venetian Blind
Roulett 16/25/35 mm

English Version 1.0

Colophon

This manual remains the property of Hunter Douglas. Its contents are strictly confidential and may not be reprinted, copied, reproduced or multiplied in whatever form. It must be returned upon request by Hunter Douglas.
The information presented in this manual serves to inform our customers. The manual is based upon general information concerning constructions, material properties and operating procedures as they are known to us at the moment of publication. That is why this manual is subject to change or additions at all times. Hunter Douglas reserves the right to make any changes and/or additions deemed necessary. Because of the afore-mentioned reasons, this assembly manual is not a manual for installation, use or maintenance of products by Hunter Douglas®. If a user of products by Hunter Douglas® has any questions or experiences any difficulties during the use and/or maintenance of such products, Hunter Douglas should be contacted.

© - 2016 – Hunter Douglas Europe BV
® - Registered Trademark of Hunter Douglas
Printed in the Netherlands

Publication number
01T-A-01EN-V10

Release date
23-11-2016

TABLE OF CONTENT

TABLE OF CONTENT

PREFACE 5
MEASURING 9
PARTS LIST 15
TOOL LIST 33
EXPLODED VIEWS 39
SIZE LIMITATIONS 47

01T-A-01EN-V10

PREFACE

INTRODUCTION
This manual describes the components of the Roulett Venetian Blind.
Only start assembling the Roulett Venetian Blind after you have read and understood all of this Technical Manual.
All safety instructions must be observed.

SAFETY
Assembly of the Roulett Venetian Blind, discussed in this Technical Manual can only be performed by persons who:
Have read and understood this Technical Manual;
Have read and understood the Technical Manual of the machines and tools which are being used during assembly;
Are acquainted with all safety aspects of the machines and tools to be used;
Are acquainted with the local statutory labour and safety regulations and laws and will follow these regulations and laws at all times.

OTHER MANUALS
Machines and tools are used to assemble the Roulett Venetian Blind. The use of such machines and tools is not or only partly described in this Technical Manual. See the relevant user manuals for instructions about the correct use and safe operation of the tools and machines.

Date	Version	Comment
23-10-2016	1.0	New Release

CHILD SAFETY

Child safety of internal blinds is a mandatory aspect to fullfill the European General Product Safety Directive (2001/95/EC) and standards EN 13120, EN 16433 and EN 16434 will be used to assess if this is the case.

This document describes the components and assembly guidelines needed to assure all Hunter Douglas internal blinds comply to the child safety aspects of standard EN 13120:2009/A1:2014, Internal Blinds - Performance Requirements Including Safety.
All internal blinds shall be assembled in compliance with this document, unless they will be installed in premises where children are unlikely to have access (offices, laboratories, etc.).

All components and configurations described have been tested and approved according to the child safety aspects of standard EN EN 13120:2009/A1:2014, Internal Blinds - Performance Requirements Including Safety, standard EN 16433:2013, Internal Blinds - Protection From Strangulation Hazards -Test Methods and standard EN 16434:2013, Internal Blinds - Protection From Strangulation Hazards - Requirements And Test Methods For Safety Devices.

This document supersedes all previous versions of technical manuals for the concerned products.

CHILD SAFETY RESTRICTED OPERATION LENGTH

Operation Type	Child Safety Solution	Blind Height	Installation Height specified	Operation Length
Cord	Cord cleat Break-away cord connector	> 2.5 m	Yes	Installation height - 150 cm
			No	Blind height - 150 cm
		< 2.5 m	Yes	Installation height - 150 cm
			No	Max 100 cm

EXAMPLE OF INSTALLATION HEIGHT SPECIFIED YES/NO

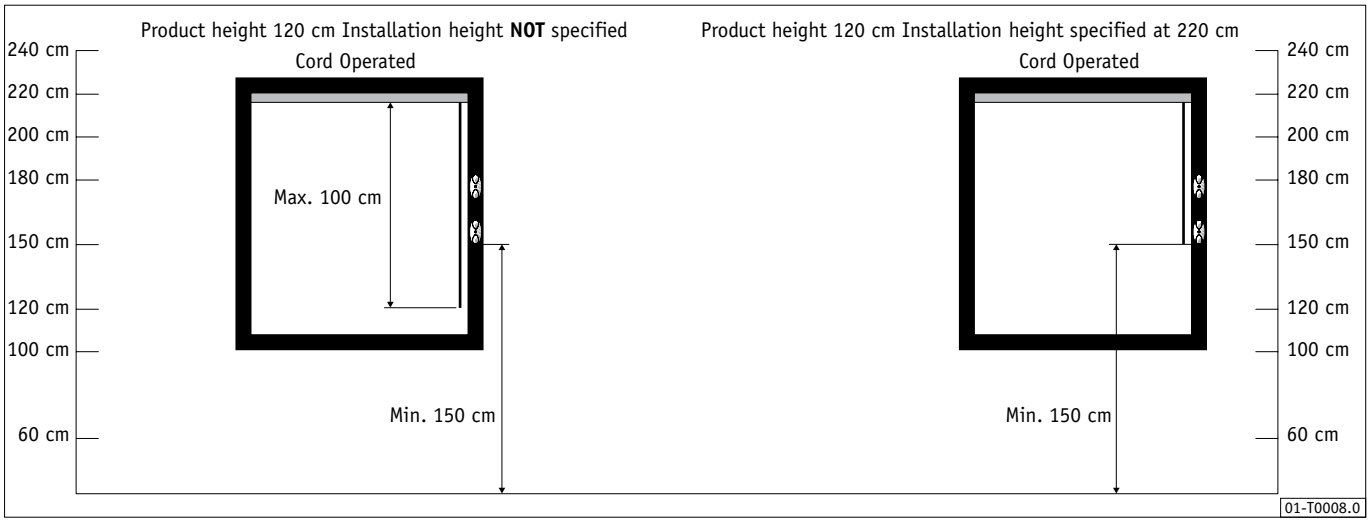

CHILD SAFETY COMPONENTS



Standard warning label

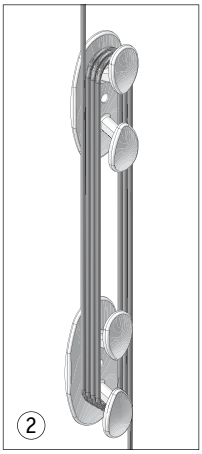

Cord cleats



Break-away cord connectors

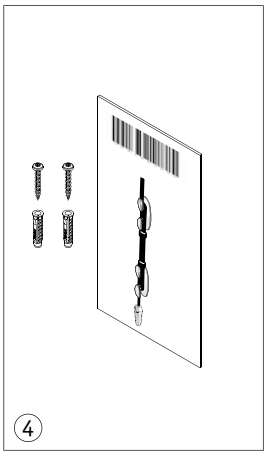

Mounting Instructions

01-T0009.0

1 Standard warning label

The text must be:

WARNING
Young children can be strangled by loops in pull cords, chains, tapes and inner cords that operate the product.
To avoid strangulation and entanglement, keep cords out of the reach of young children.
Cords may become wrapped around a child's neck.
Move beds, cots and furniture away from window covering cords.
Do not tie cords together.
Make sure cords do not twist and create a loop.

The height of the word "WARNING" must be minimum 8 mm.
The height of the text must be minimum 3 mm.
All information shall be given in the national language(s) of the country of sale.
The picture of the child is compulsory.

2 Cord cleats

The component(s) must be mounted in such a way that cord cleat has a minimum height of 150 cm above the floor.
The component must be tested on mechanical properties, and UV and temperature resistance.
All cord that is on the blind when the blind is raised, must fit on the cleat.
If you pull on the cleat or on the cord with 6 kg, no more than 10 cm of cord is allowed to come loose.
It's allowed to use 2 cleats spaced apart.

3 Break-away cord connector

The component(s) must be tested on mechanical properties, and UV and temperature resistance.
To fit up to 4 cords.
To release the cord when a force of max 6 kg is exerted on the loop.

4 Mounting instructions

A specific user instruction must be added with cleats and tensioners.
If the cleat or tensioner is attached to the blind, the text must be: "Children can strangle if this safety device is not installed. Always use this device to keep cords or chains out of the reach of children".
If the cleat or tensioner is sold as a separate component to end-users, the text must be: "Children can strangle if this safety device is not installed and adjusted. Read carefully the instructions and install accordingly".
On chain tensioners, the instructions must also specify that the device must be installed at the maximum distance possible from the control mechanism to prevent the looped pull cord(s) becoming slack.
On cleats, the instructions must also specify that the device must be installed at least 1.5m from the floor.

MEASURING

MEASURING THE WINDOW

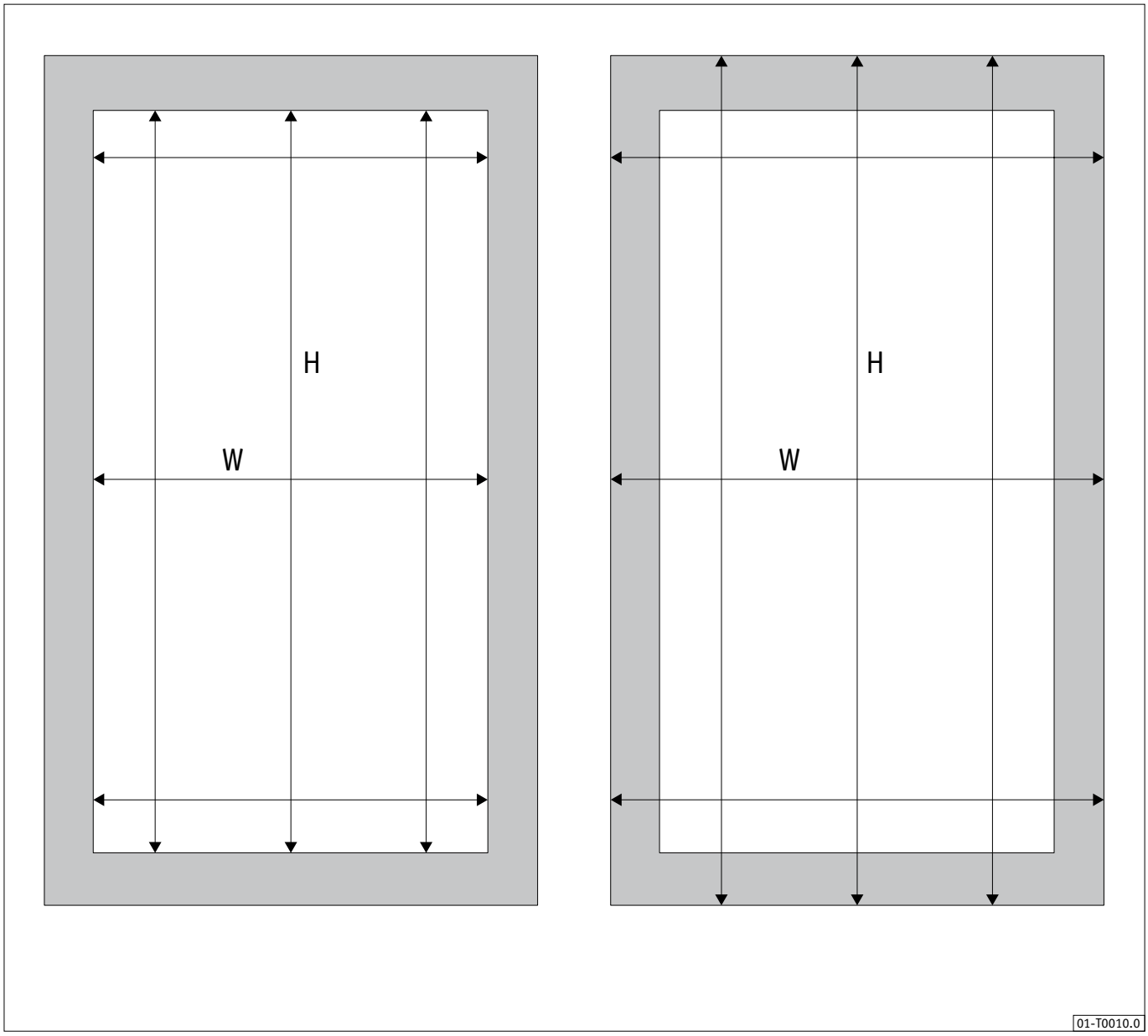

Measure the window width at three places
Measure the window height at three places
Take the smallest width and height

CALCULATING THE PRODUCT DIMENSIONS

In recess (fitted inside a window frame)

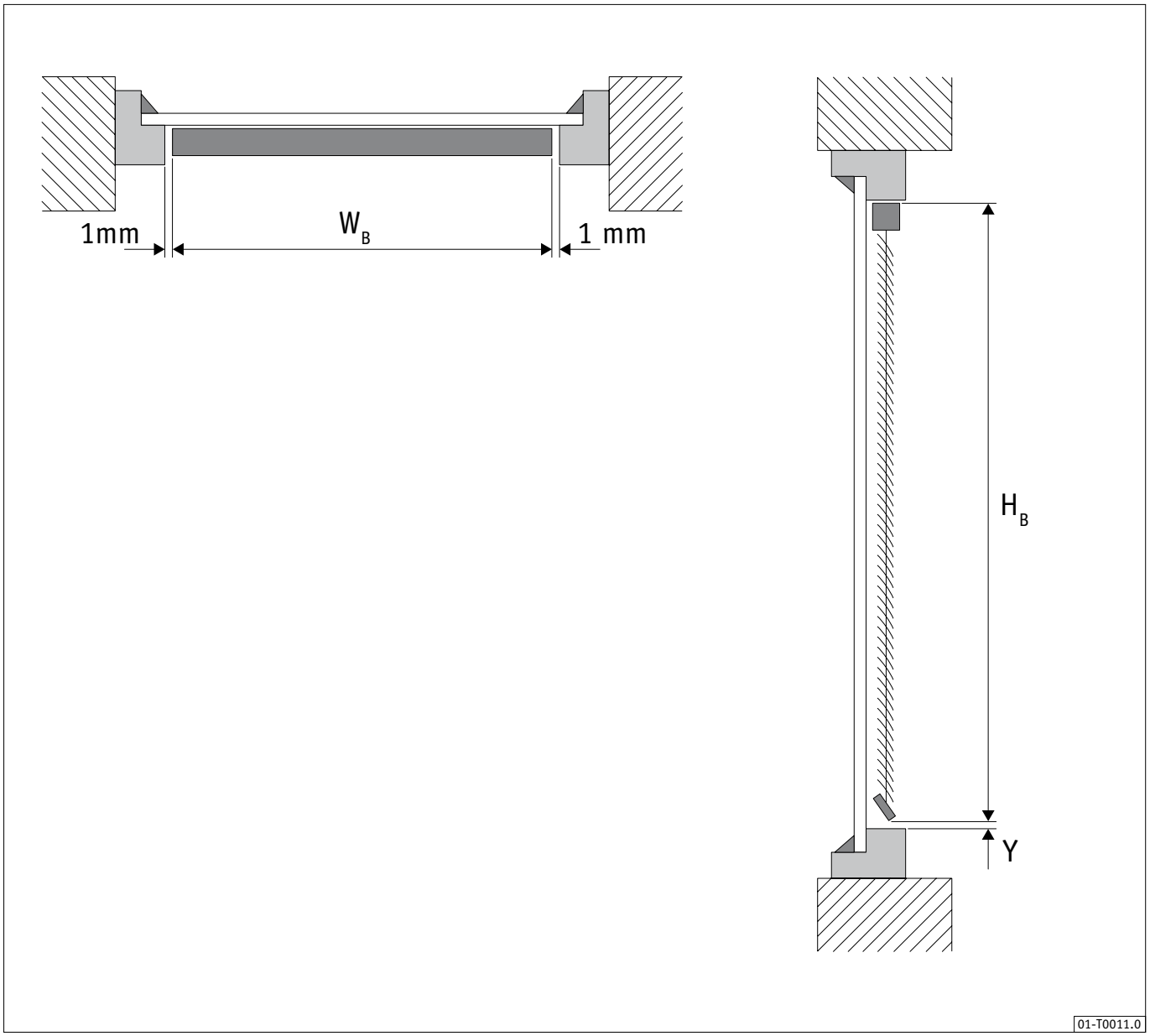

W_B = W - 2 mm

H_B = H - Y

Y = 5 mm for a blind **without** hold down brackets

Y = 10 mm for a blind **with** hold down brackets

In recess (fitted in reveal)

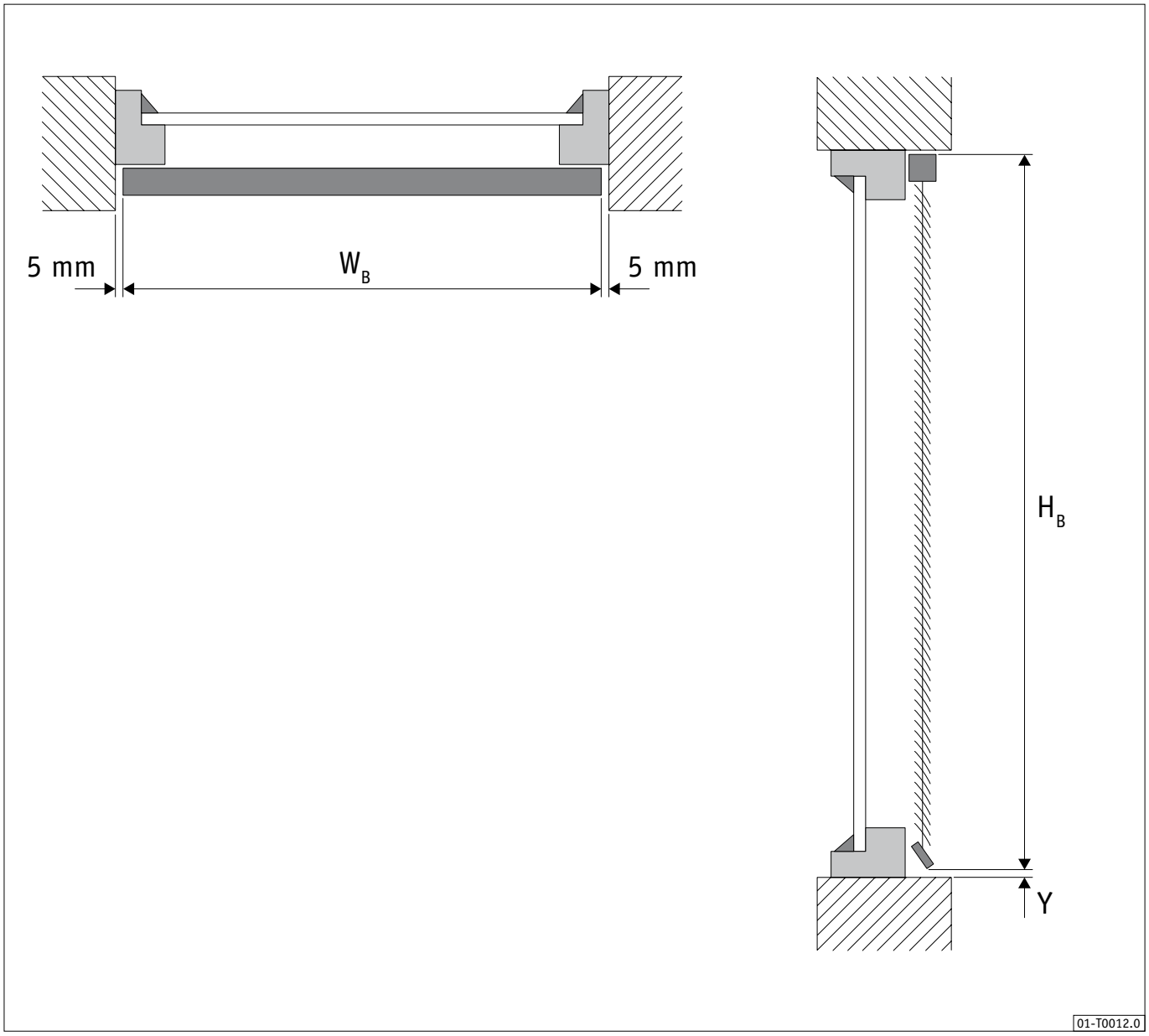

W_B = W - 10 mm
H_B = H - Y
Y = 5 mm for a blind **without** hold down brackets
Y = 10 mm for a blind **with** hold down brackets

On face

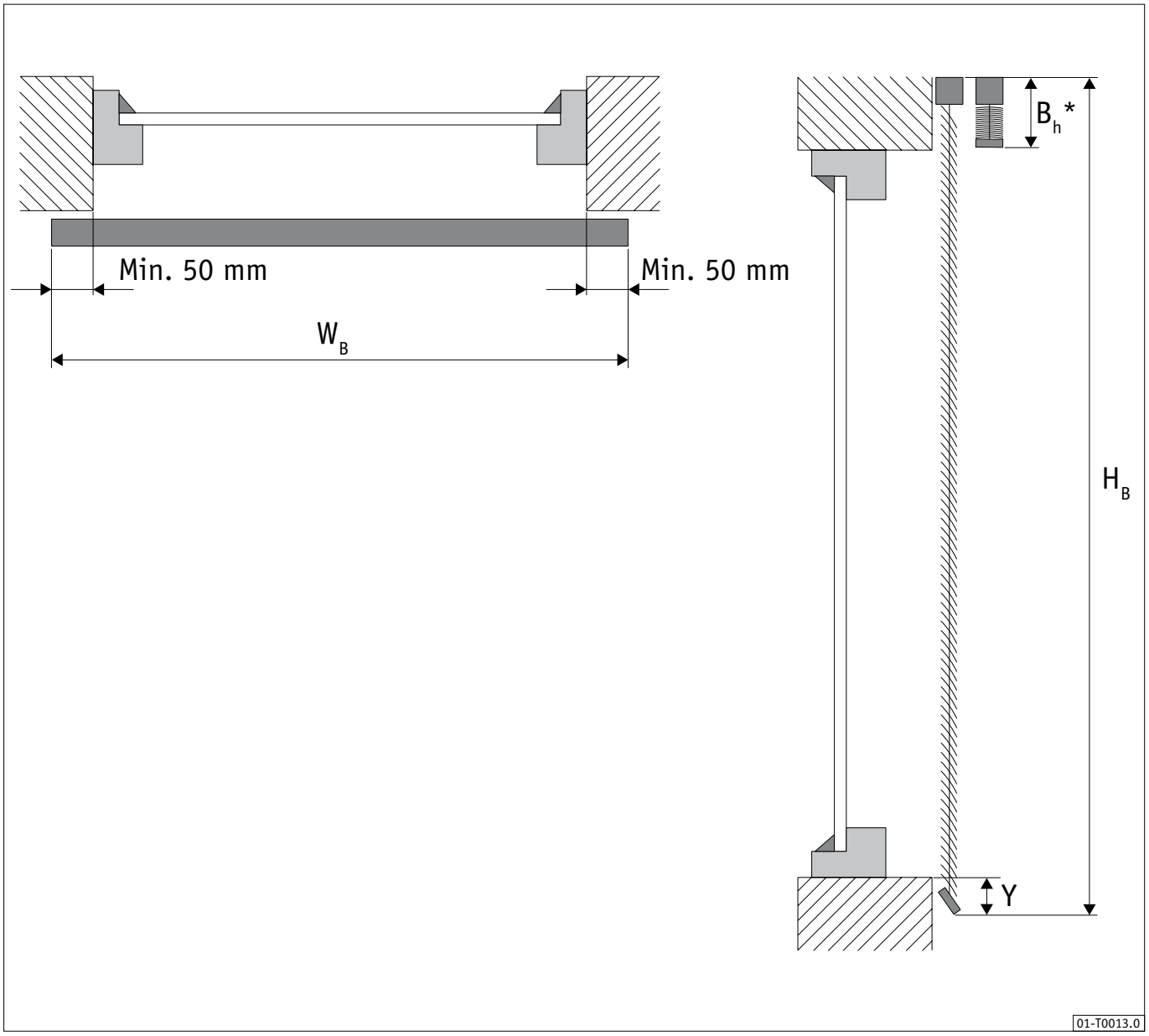

W_B = W + min 100 mm
H_B = H + B_h + Y
Y = 50 mm

01T-A-01EN-V10

PARTS LIST

Description	Product code	Colour code	Packing	Figure
Bottom rail 17.5 x 8 Replaces 62.5012	11.5012	see CAC list	120 m (24x5m)	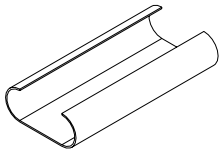
Head rail 27 x 19 Replaces 62.1232	11.5032	see CAC list	120 m (24x5m)	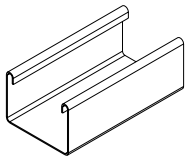
Bottom rail 20x10 Replaces 62.5260	11.5222	0150 0204 0606 0952 1601 1858 4459 4806 7010 7113	120 m (24x5m)	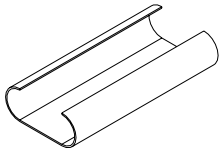
Bottom rail 25x10 Replaces 62.5232	11.5232	see CAC list	120 m (24x5m)	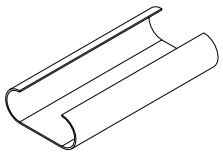
Bottom rail 37 x 16 mm Replaces 62.5510	11.5510	see CAC list	60 m (12x5m)	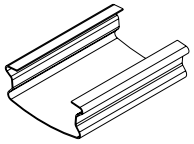
Bottom rail 25 x11 Replaces 62.7232	11.7232	see CAC list	120 m (12x5m)	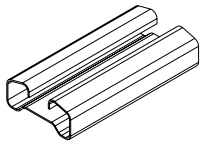
35 Stringtape	12.5512	see CAC list	250 m	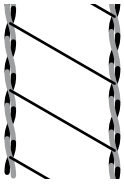
Stringtape HT 35 K 31/37	12.5531	see CAC list	350 m	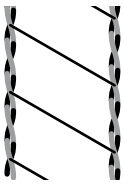
16 Stringtape	12.6016	see CAC list	400 m	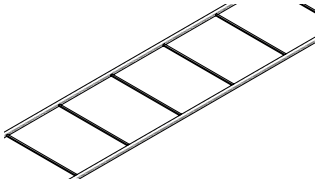

Description	Product code	Colour code	Packing	Figure
Stringtape HT 25 X 21, 5/28	12.6021	see CAC list	400 m	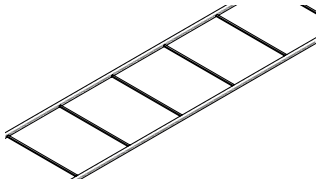
Stringtape 25mm Pitch 18	12.6027	see CAC list	400 m	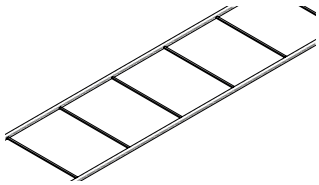
25 mm Stringtape	12.6125	see CAC list	350 m	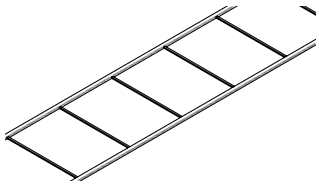
Control cord 2.2 mm Replaces 68.1022/68.0422	13.0015	see CAC list	1000 m	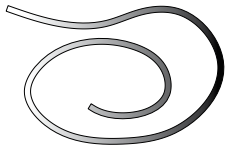
Cord 1.4 with core Replaces 68.0214/68.0014	13.0514	see CAC list	1000 m	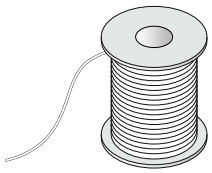
35 tape spacer Replaces 64.2262	15.0644	0000	1000 pcs	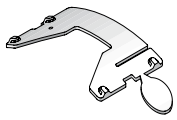
Tilt rod half oval Replaces 65.2803	15.0805	0000	200 m (50x4	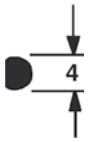
Wandplug Replaces 65.2201	15.0809	0000	1000 pcs	
Cord guide spring Replaces 65.5506	15.4333	0000 4945	250 pcs	

Description	Product code	Colour code	Packing	Figure
Cord clamp Replaces 64.4601	15.4505	0000	275 pcs	
Side guiding cable 1 mm Replaces 67.3000	15.6012	0000	1000 m	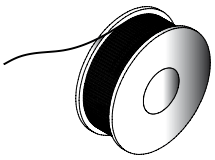
25 Tape spacer	15.6120	0000	1000 pcs	
16 Tape spacer Replaces 64.2256	15.6121	0000	1000 pcs	
Side guiding spring VB Replaces 64.2560	15.6129	0000	200 pcs	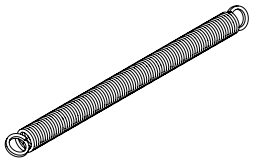
Locking ring small Replaces 64.6001	15.6132	0000	500 pcs	
16/25 Spacer block	15.6140	0000	1000 pcs	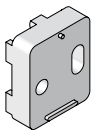
Child safety cord cleat	15.6144	7178	400 pcs	
Child Safety warning card EN13120	15.6147	0000	1000 pcs	

01T-A-01EN-V10

Description	Product code	Colour code	Packing	Figure
Stop ring	15.6149	7178	1000 pcs	
AA krammetje CL15GA Replaces 64.4506	15.6163	0000	10000 pcs	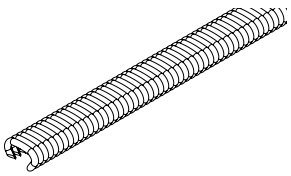
Tilter Assy TDI Replaces 64.2590	15.6582	0000	200 pcs	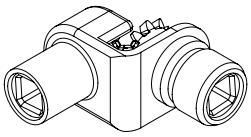
Tilt knob TDI Replaces 64.2595	15.6583	0204 0952	200 pcs	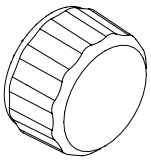
Footplate metal cover Replaces 64.2587	15.6592	0000	300 pcs	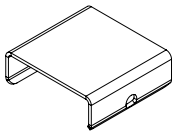
Ring for 15.6892	15.6636	0000	1000 pcs	
Cord cleat single Schnurwickler Koord kikker Cord cleat single	15.6870	7178	500 pcs	
child safety pack. label1 Verpackungsetikett 1 verpakkingsticker1 child safety pack. label1	15.6880	0000	1000 pcs	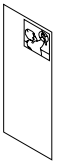
child safety waiver card Verzichtserklärung kindveiligh. ontheffing child safety waiver card	15.6881	0000	500 pcs	

Description	Product code	Colour code	Packing	Figure
install. set cord cleat montage anl.schnur wickler mont. set koord kikker install. set cord cleat	15.6888	0000	500 pcs	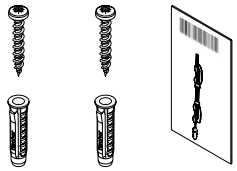
child safety pack. label2 Verpackungsetikett 2 verpakkingsticker2 child safety pack. label2	15.6889	0000	1000 pcs	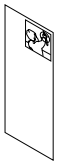
Assy. Carton Cord Cleat Sm. Karton Schnurwickler karton koordkikker Assy. Carton Cord Cleat Sm.	15.6890	0000	1000 pcs	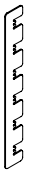
Break away Cord Conn. S	15.6892	0155 0952 1858 4459 4950 7199	200 pcs	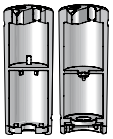
Extension rod 600mm Replaces 65.2701	15.8002	0000	50 pcs	
Torsion rod 200 mm Replaces 65.6601	15.8003	0000	50 pcs	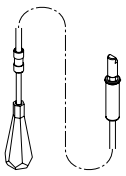
Torsion rod 300 mm Replaces 65.6602	15.8004	0000	50 pcs	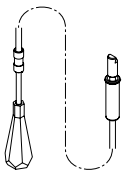
Fl. tors. rod 40 unbranded Replaces 65.6603	15.8005	0000	50 pcs	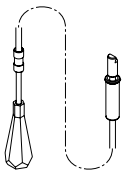
Torsion rod 500 mm Replaces 65.6604	15.8007	0001 4945	50 pcs	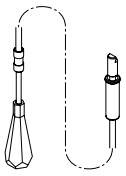

01T-A-01EN-V10

Description	Product code	Colour code	Packing	Figure
Flex cable drive 175mm Replaces 65.6914	15.8010	0000 4945	50 pcs	
Fl. tors. rod 70 unbranded Replaces 65.6605	15.8011	0000	50 pcs	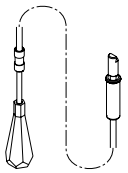
Flex cable no screw 150 Replaces 65.6902	15.8016	0000	100 pcs	
Flex cable no screw 200 Replaces 65.6904	15.8017	0000	100 pcs	
Fl. tors. rod 90 unbranded Replaces 65.6606	15.8027	0000	50 pcs	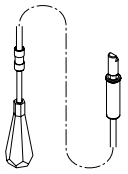
Fl. tors. rod 108 unbranded Replaces 65.6607	15.8033	0000	50 pcs	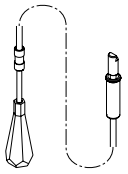
Fl. tors. rod 133 unbranded Replaces 65.6608	15.8039	0000	50 pcs	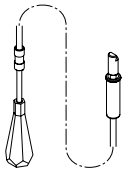
Flex cable drive 150 mm Replaces 65.6913	15.8041	0000	100 pcs	
Flex cable drive 200 mm Replaces 65.6915	15.8042	0000	100 pcs	

Description	Product code	Colour code	Packing	Figure
Hollow wand Replaces 65.3000	15.8050	0000	150 m 50x3	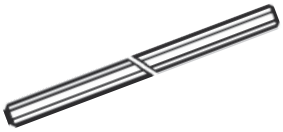
Hook for wand Replaces 65.3701	15.8051	0000	1000 pcs	
Wandknob unbranded For wand 15.8050 Replaces 65.6701	15.8052	0000	100 pcs	
Tassel conic small for cord ø 2.2 mm Replaces 65.4103	15.8053	0000 0155 4945	500 pcs	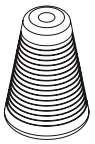
Cord tassel transparant Replaces 65.6713	15.8054	0000	100 pcs	
Endcap HR 27x19 for 11.5032 Replaces 64.2202	15.8060	0000	200 pcs	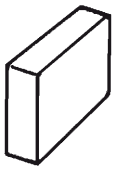
Endcap HR 27x19 inn for 11.5032 Replaces 64.2241	15.8061	0000 7178	200 pcs	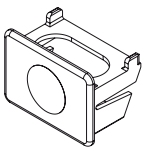
Endcap BR 25x10 for 11.5232 Replaces 64.2209	15.8064	0000	500 pcs	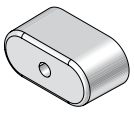
Endcap BR 25x10 inn for 11.5232 Replaces 64.2242	15.8065	0000 7178	500 pcs	

Description	Product code	Colour code	Packing	Figure
Endcap BR 20x10 inn for 11.5222 Replaces 64.2250	15.8066	0000	500 pcs	
End cap 17.5 x 8 inn for 11.5012 Replaces 64.2243	15.8067	0000	500 pcs	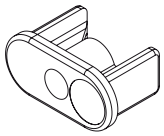
Endcap BR 37x16 inn for 11.5510 Replaces 64.2235	15.8068	0000	100 pcs	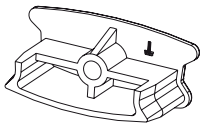
Endcap BR 25x11 inn for 11.7232 Replaces 64.2239	15.8069	0000	250 pcs	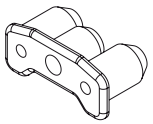
Hollow wand Triangular Replaces 65.6690	15.8070	0000	180 m	
Hook for wand triangular Replaces 65.3702	15.8071	0000	1000 pcs	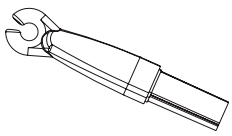
Wandknob triangular unb. Replaces 65.6710	15.8072	000	100 pcs	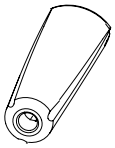
Break away tassel for cord ø 1.4 mm Replaces 65.4111	15.8073	7178	100 pcs	
Wand assy triangular 400 Replaces 65.6694	15.8074	0000	150 pcs	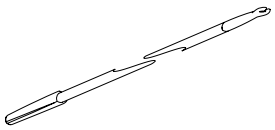

01T-A-01EN-V10

Description	Product code	Colour code	Packing	Figure
Wand assy triangular 500 Replaces 65.6695	15.8075	0000	150 pcs	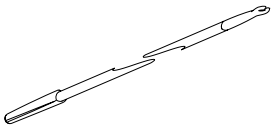
Wand assy triangular 700 Replaces 65.6697	15.8076	0000	150 pcs	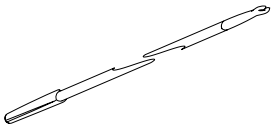
Wand assy triangular 1000 Replaces 65.6699	15.8077	0000	150 pcs	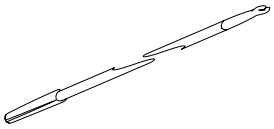
Tape roll support Replaces 64.2080	15.8080	0000	500 pcs	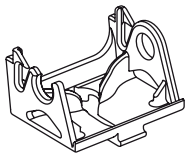
Tape roll support w pin Replaces 64.2000	15.8081	0000	500 pcs	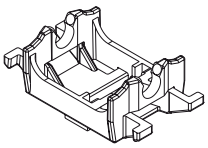
Tape roll support with roll Replaces 64.2001	15.8082	0000	500 pcs	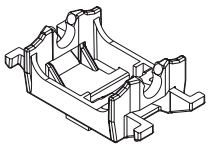
Tape roll support no roll Replaces 64.2002	15.8083	0000	500 pcs	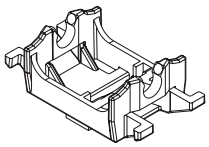
Tape roll support snap in Replaces 64.2004	15.8085	0000	500 pcs	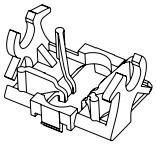
Eyelet for endcap Plastic for 15.8064, 15.8065, 15.8066, 15.8067, 64.2250 Replaces 64.3602	15.8088	0000 7178	500 pcs	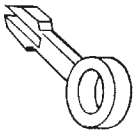

Description	Product code	Colour code	Packing	Figure
Eyelet for BR 25x11 for endcap 15.8069 Replaces 64.5105	15.8089	0000	250 pcs	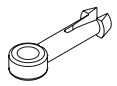
Tape button BR 25x11 for 11.7232 Replaces 64.2502	15.8092	0000	1000 pcs	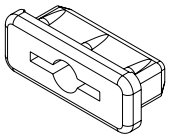
Tape lock button inside for 11.5032 Replaces 64.2504	15.8093	0000	500 pcs	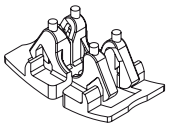
Tape lock button Plastic, for hole ø 6.8 mm Replaces 64.2505	15.8094	0000	1000 pcs	
Tape lock button w notch Replaces 64.2507	15.8095	0000	1000 pcs	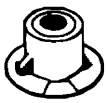
Hook Plastic, hold down Replaces 64.3901	15.8098	0000	100 pcs	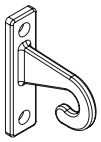
Pin Plastic, hold down Replaces 64.5101	15.8099	0000	500 pcs	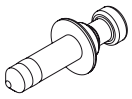
Torsion rod bearing Replaces 64.2104	15.8139	0000 4945	500 pcs	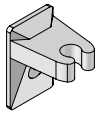
End cap BR 24x6 Replaces 64.2207	15.8160	0000	500 pcs	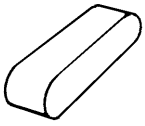

Description	Product code	Colour code	Packing	Figure
End cap BR 25x10 HO Replaces 64.2600	15.8163	7178	200 pcs	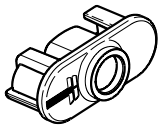
End cap head rail TDBU Replaces 64.2605	15.8164	0155	200 pcs	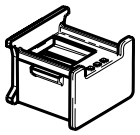
Cord lock 5 rolls Replaces 65.4318	15.8176	0000	100 pcs	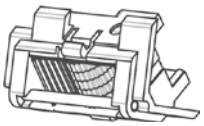
Cord lock combi Replaces 65.4319	15.8177	0000	100 pcs	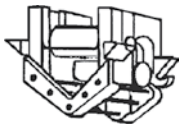
Adapter Replaces 64.6702	15.8178	0000	100 pcs	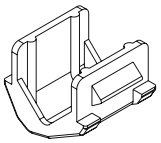
Cord lock 6 rolls Replaces 64.4309	15.8179	0000	200 pcs	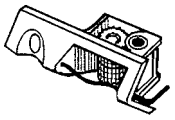
Tilt gear combi 5:1 Replaces 65.6024	15.8180	0000	100 pcs	
Tilt gear 5:1 heavy d adj. Replaces 65.6025	15.8181	0000	100 pcs	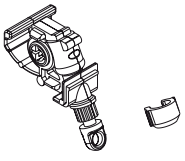
Tilt gear 5:1 For 25 and 35 mm slats Replaces 65.5304	15.8182	0000	100 pcs	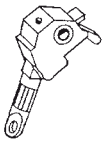

Description	Product code	Colour code	Packing	Figure
Ultrawand triangular snap in left Replaces 65.4409	15.8183	0000	50 pcs	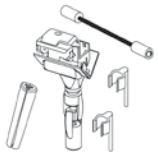
Ultrawand triangular snap in right Replaces 65.4410	15.8184	0000	50 pcs	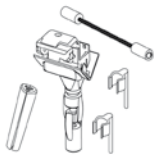
Tilt gear 5:1 heavy duty Replaces 65.6026	15.8185	0000	100 pcs	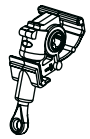
Tape roll w screw Replaces 65.5801	15.8190	0000	500 pcs	
Tape roll Replaces 65.5802	15.8191	0000	500 pcs	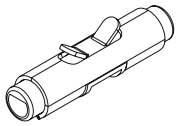
Tape roll with pressure Replaces 65.5803	15.8192	0000	500 pcs	
Tape roll Replaces 65.5850	15.8193	0000	500 m	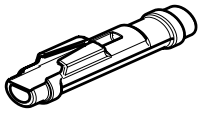
Tape Replaces 70.1525	15.8199	0000	50 pcs	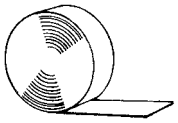
Tape spacer 25 mm Replaces 64.2260	15.8200	0000	1000 pcs	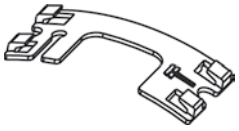

Description	Product code	Colour code	Packing	Figure
Magnet holder Replaces 64.4701	15.8202	0155	100 pcs	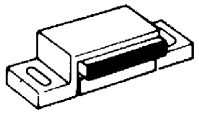
Magnet Replaces 64.4702	15.8203	0000	100 pcs	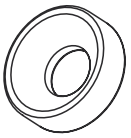
Clip Replaces 64.4502	15.8205	0000	5000 pcs	
Clamp for D rod Replaces 64.6104	15.8208	0000	500 pcs	
Swivel bracket 27x19 Replaces 64.2425	15.8510	0000	200 pcs	
Swivel br. 27x19 ceiling Replaces 64.2430	15.8511	0000	200 pcs	
Swivel bracket 27x19 35mm Replaces 64.2414	15.8512	0000	100 pcs	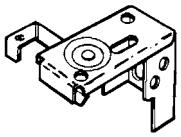
Bracket w. lock. ring OF Replaces 64.3908	15.8515	0000	100 pcs	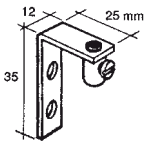
Bracket w. lock. ring IR Replaces 64.5607	15.8516	0000	100 pcs	

Description	Product code	Colour code	Packing	Figure
Inst. hook bracket 25 mm Replaces 64.5202	15.8520	0000 0155	500 pcs	
Inst. bracket Std Replaces 64.6401	15.8521	0000	500 pcs	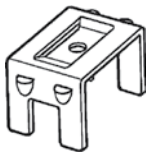
Installation bracket Replaces 64.6402	15.8522	0000	500 pcs	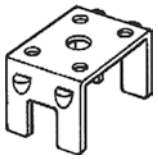
Inst.hook bracket bent 26 mm Replaces 64.5201	15.8523	0000	500 pcs	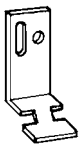
Inst.hook bracket 38 mm Replaces 64.5203	15.8524	0000 0155	500 pcs	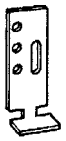
Cord guide Replaces 65.2603	15.8525	0155	100 pcs	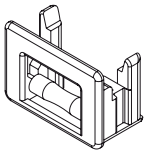
Cord guide metal Replaces 65.2604	15.8526	0000	500 pcs	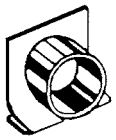
Cord knob Replaces 64.6801	15.8527	0155	500 pcs	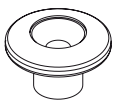
Cord cleat Replaces 64.4301	15.8528	0000	100 pcs	

Description	Product code	Colour code	Packing	Figure
Handle base for c-rail Replaces 64.2555	15.8530	7178	100 pcs	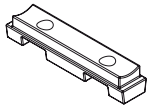
Handle base for head rail Replaces 64.2556	15.8531	7178	100 pcs	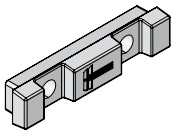
Handle Replaces 64.2558	15.8532	7178	100 pcs	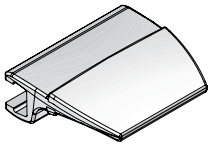
Cover profile TDBU Replaces 64.4905	15.8535	7052	120 m	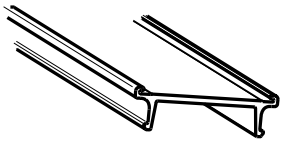
Tension shoe Replaces 64.2585	15.8536	0155	250 pcs	
Connection cable Replaces 65.4413	15.8537	0000	250 m	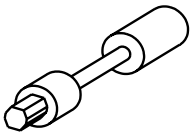
Design profile Replaces 64.4910	15.8540	0155 4459	48 m	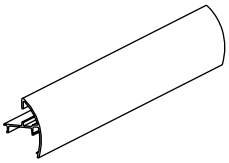
Bracket design prof. Replaces 64.2224	15.8541	0000	50 set	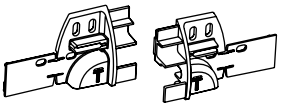
End cap design prof. Replaces 64.2225	15.8542	0155 4459	50 set	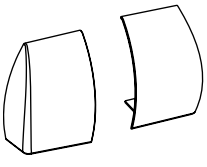

Description	Product code	Colour code	Packing	Figure
Nail 15 mm Replaces 66.1005	15.8545	0000	1000 pcs	
Screw 2,9 x 13 Replaces 66.1010	15.8546	0000	1000 pcs	
Screw 3,5 x 22 Replaces 66.1011	15.8547	0000	1000 pcs	
Screw HO/TDBU Replaces 66.1079	15.8548	0000	1000 pcs	
Cordbead schnurklemmer Ladderkoordklem Cordbead	16.0179	0000	4000 pcs	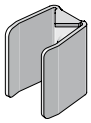
Endcap eyelet Replaces 64.2550	16.5218	0000	800 pcs	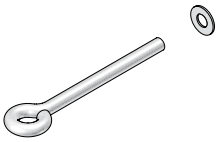
Grommet MK2 Replaces 64.2550	29.7662	7199	10000 pcs	
Footplate cover Replaces 64.2586	29.7807	0155	250 pcs	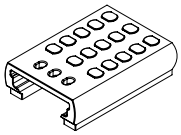
Magnet plate 20 Replaces 64.2588	29.7810	0000	200 pcs	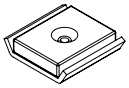

Description	Product code	Colour code	Packing	Figure
Metal plate for magnet Replaces 64.2589	29.7811	0000	200 pcs	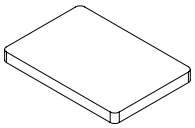
Fixingblock for footplate Replaces 64.2580	29.7828	7178	250 pcs	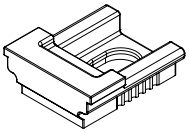
Torsion rod holder	64.2105	0001	100 pcs	
Cord lock 2 rolls	64.4317	0000	100 pcs	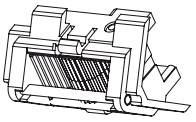
Cord beat roll Replaces 64.4507	116990970460 Supplier = HDAA		1 roll	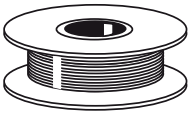

TOOL LIST

Description	Tool code	Figure
House For exchangeable dies and knives	90.0001.0000	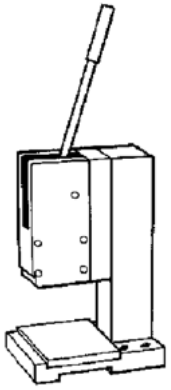
Cut off die For head rail 27 x 19 mm	89.1001.0000	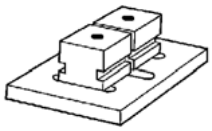
Cut off die For bottom rail 25 mm	89.0001.0000	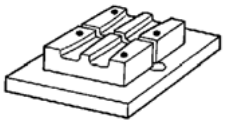
Cut off die For bottom rail 15/25 mm	89.0003.0000	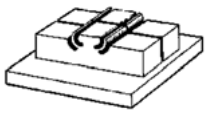

01T-A-01EN-V10

Description	Tool code	Figure
Knife For house 90.0001.0000	89.0004.0000	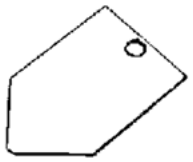
Knife For house 90.0001.0000	89.1003.0000	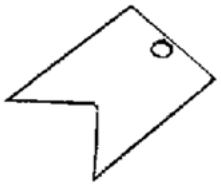
Cut off tool For bottom rail 35 mm	90.0019.0000	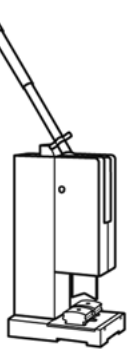
Hole punch tool 8.5 x 23 mm For tape roll support 64.2001, 64.2002, 64.2080	90.1002.0000	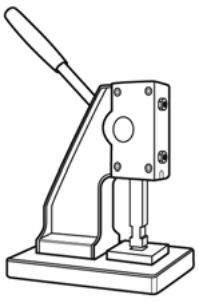

Description	Tool code	Figure
Hole punch tool 27.3 x 15 mm For cord lock 65.4317/18 combi lock 65.4319 and combi tilter 65.6024, ultra wand 65.4403/04	90.0004.0000	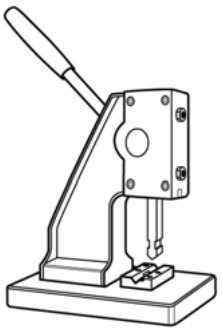
Hole punch tool 12.8 x 8.5 mm For tilter 65.5304 and 65.6025	90.1003.0000	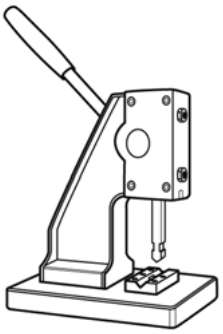
Hole punch tool ø 6.8 mm For tape lock button 64.2505/07/09	90.0005.0000	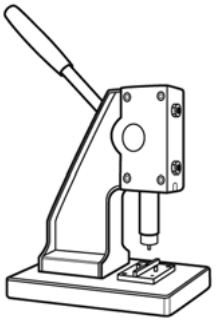
Complete cut off tool For head rail 27 x 19 mm and bottom rail 15/25 mm	90.1010.0000	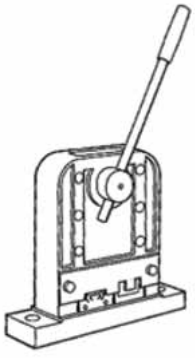

01T-A-01EN-V10

Description	Tool code	Figure
Complete hole punch tool 8.5 x 23 & ø 6.8 mm For head rail 27 x 19 mm and bottom rail 15/25 mm	90.1011.0000	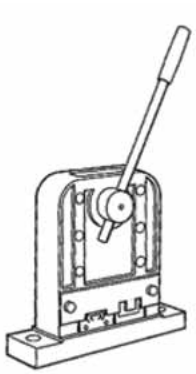
Complete cut off and hole punch tool ø 6.8 mm For bottom rail 15/25 mm	90.0003.0000	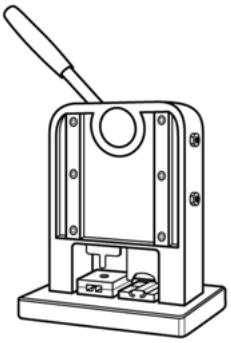
Assembly tool For tape roll 65.5801-03	90.1004.0000	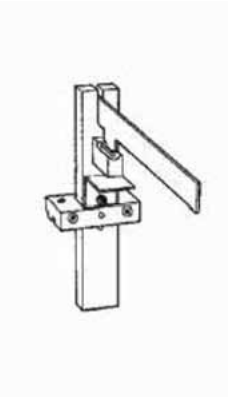
Assembly tool For tape roll 65.5801-03, 230 V	90.1007.0000	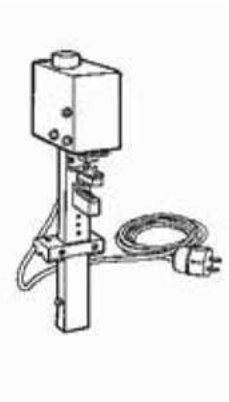

Description	Tool code	Figure
Assembly tool For string clip 64.4502	90.2005.0000	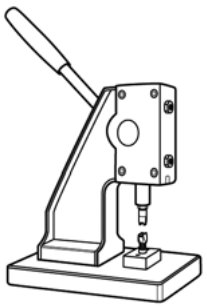
Assembly tool For tape roll support 64.2001, 64.2002, 64.2080	90.0026.0000	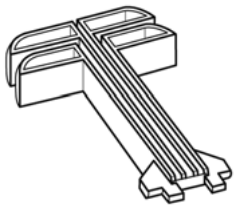
Needle	89.4125.0000	
Cord burner	90.0008.0001 90.0008.0000	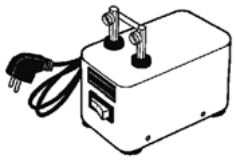

01T-A-01EN-V10

EXPLODED VIEWS

EXPLODED VIEW ROULETT CORD WAND 16-25-35 MM

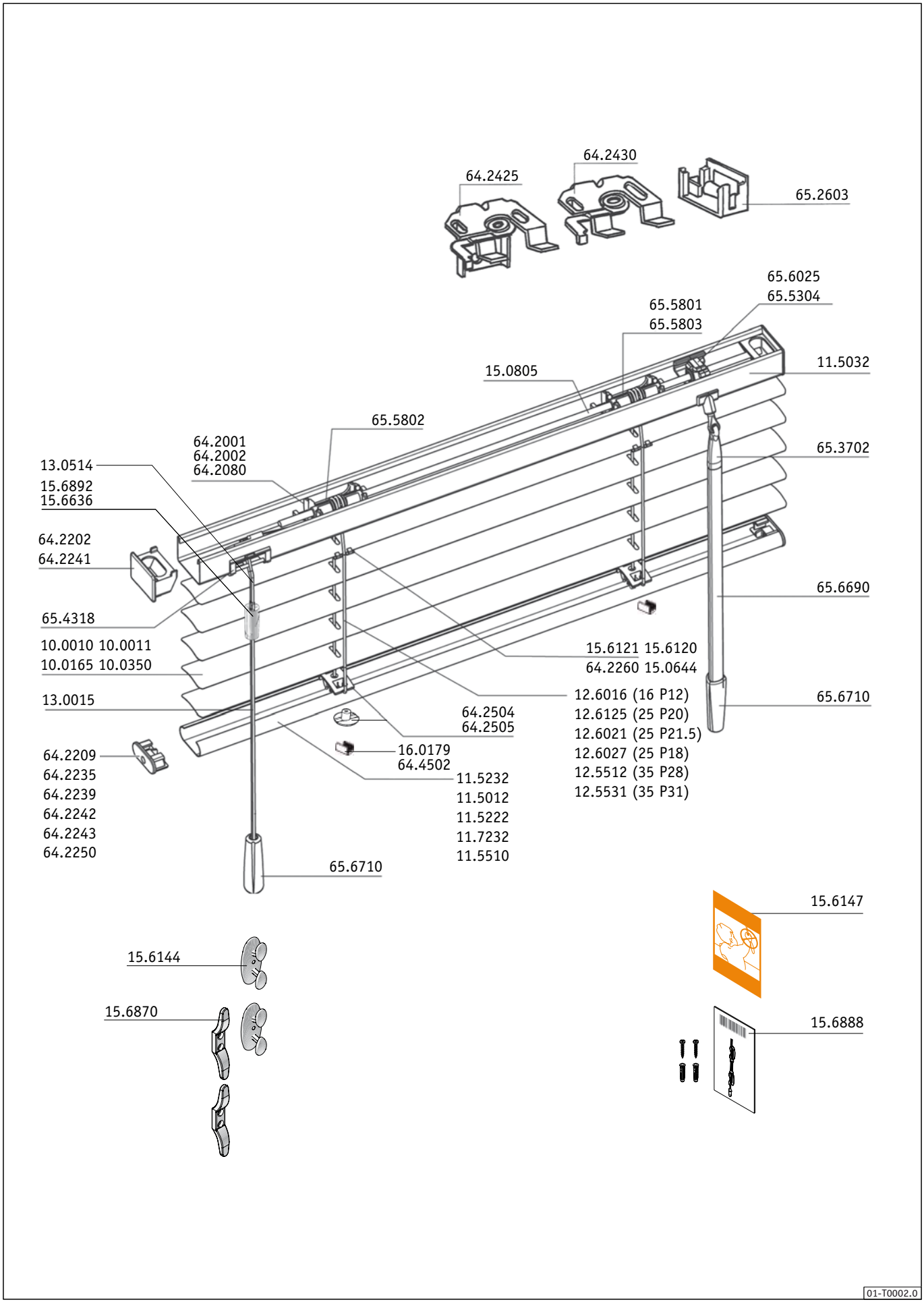

01T-A-01EN-V10

EXPLODED VIEW ROULETT COMBI CORD LOCK TILTER CORD WAND 16-25-35 MM

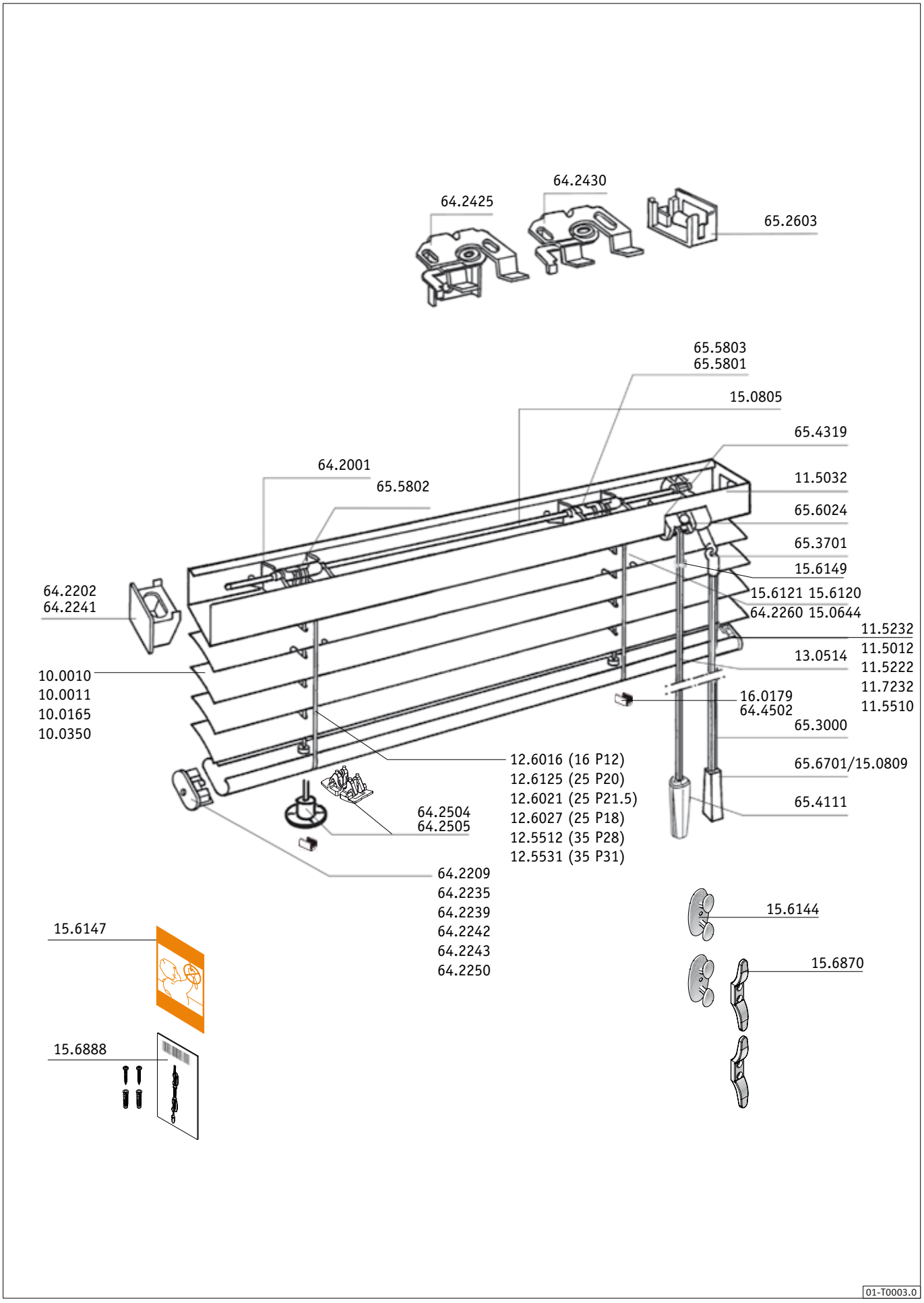

EXPLODED VIEW ROULETT ULTRA WAND 16-25-35 MM

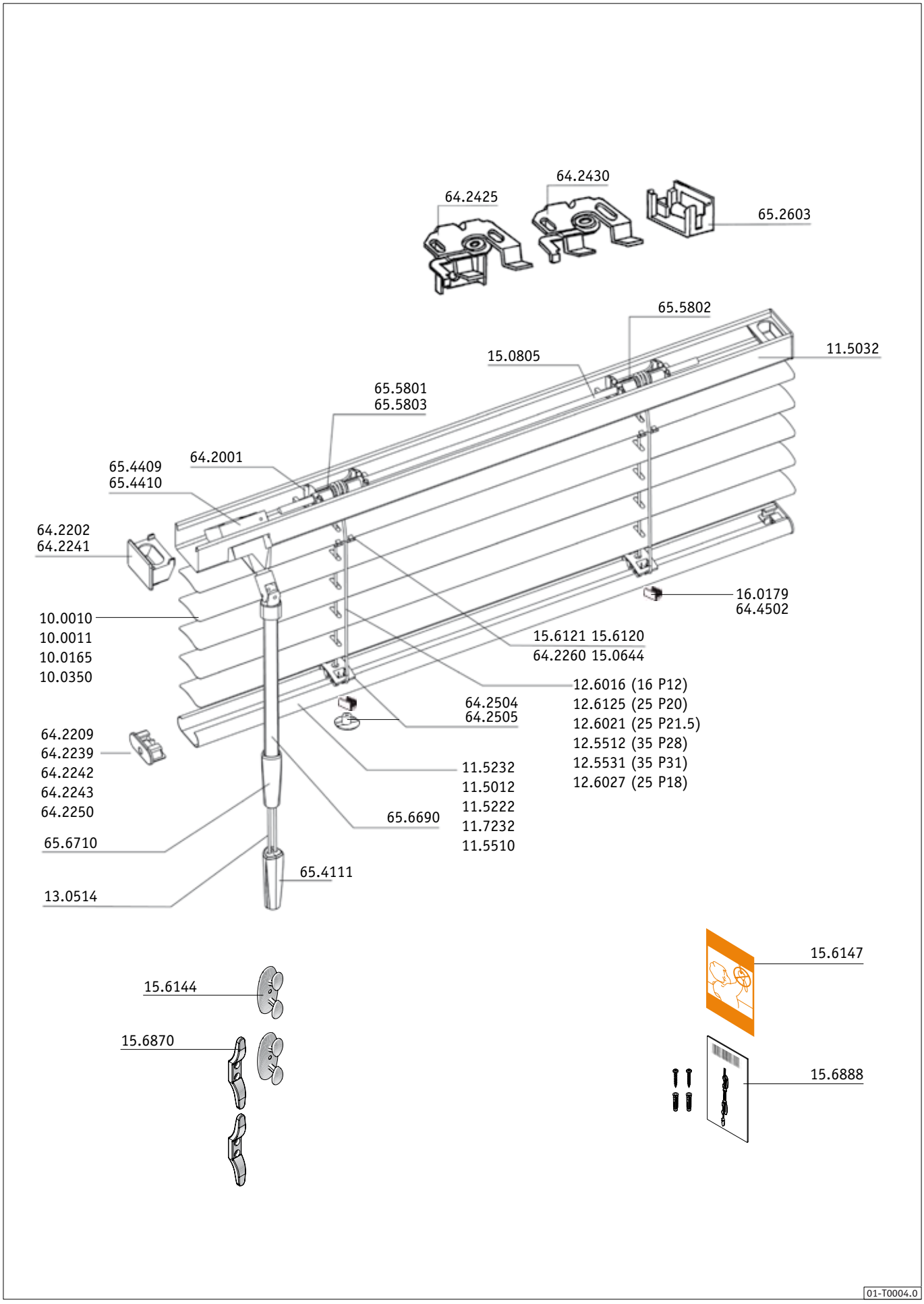

01T-A-01EN-V10

EXPLODED VIEW ROULETT DOUBLE WINDOW (17.5 X 8 BOTTOM RAIL) 16 MM

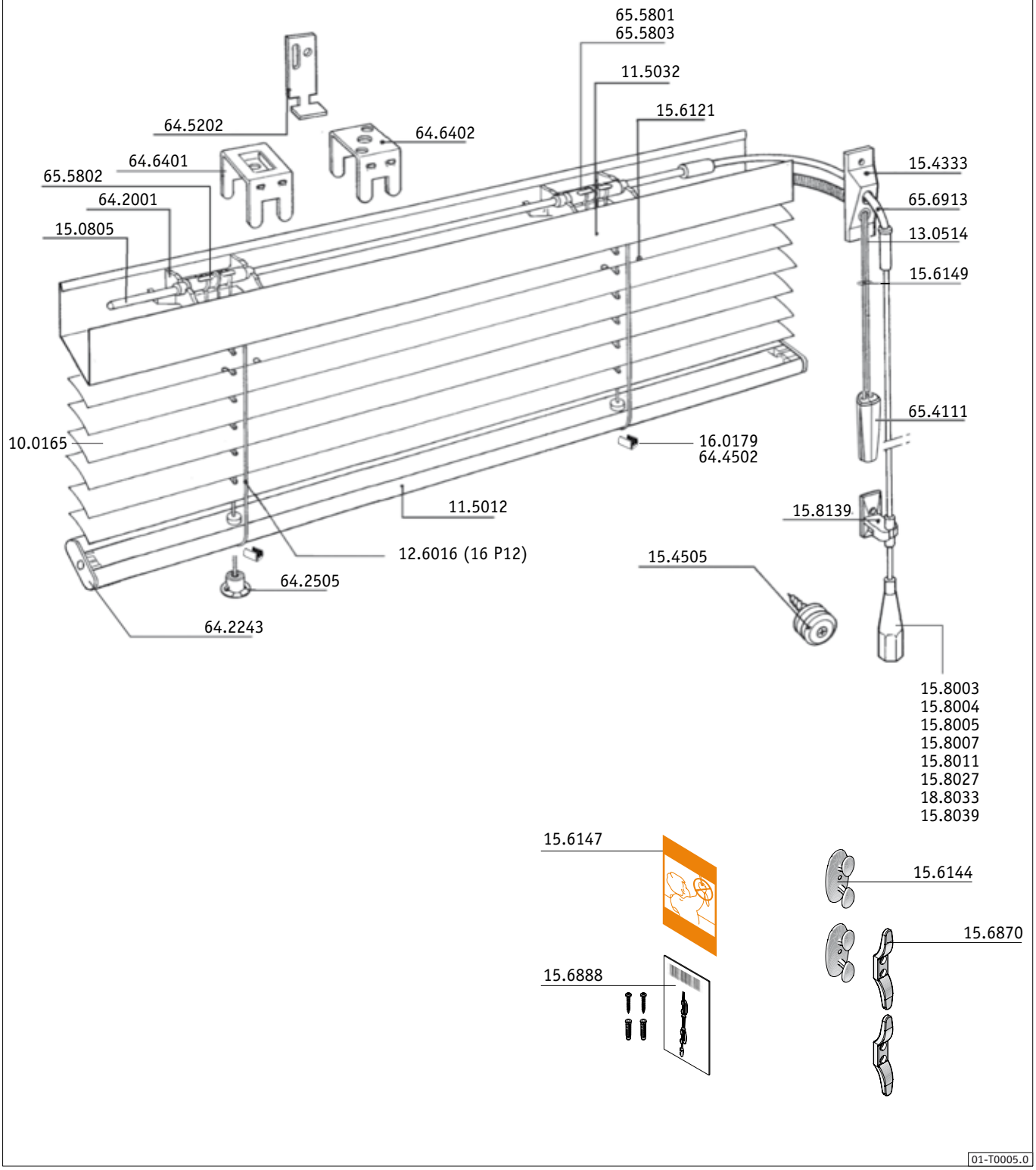

01T-A-01EN-V10

EXPLODED VIEW ROULETT DOUBLE WINDOW (25 X 10 BOTTOM RAIL) 25-35 MM

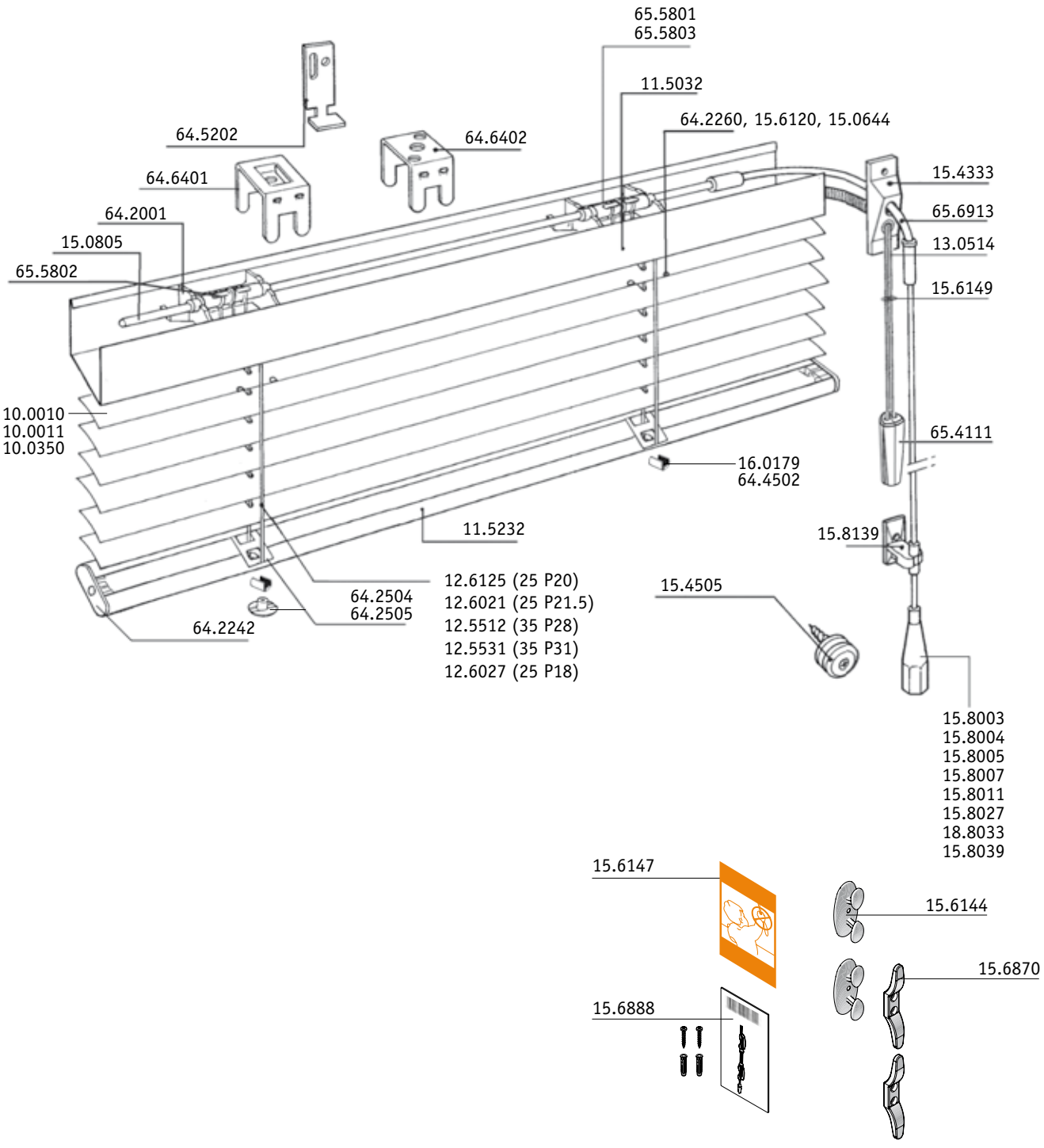

EXPLODED VIEW SIDE GUIDING

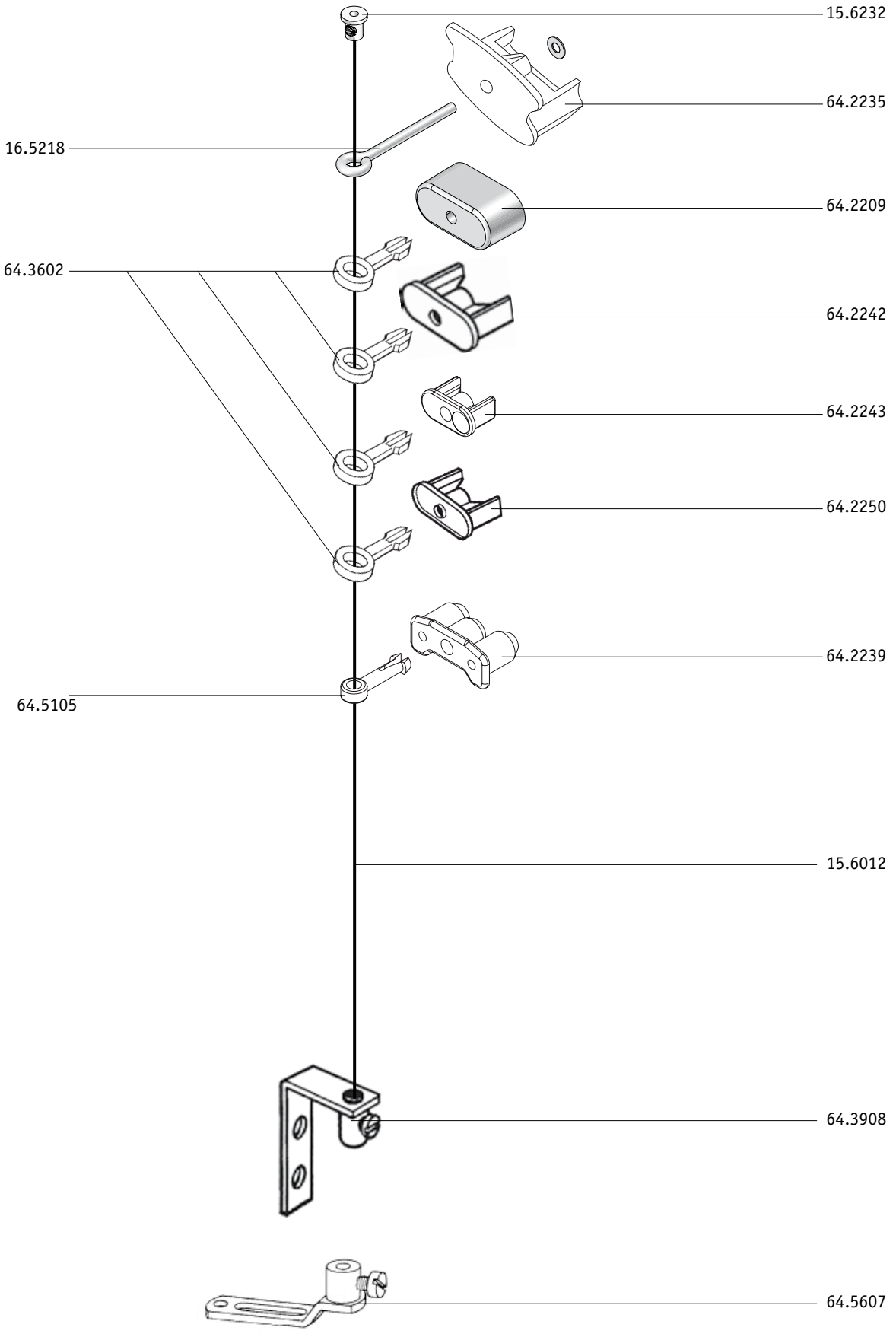

SIZE LIMITATIONS

SIZE LIMITATIONS

Type		W min (mm)	W max (mm)	H min (mm)	H max (mm)	A max(m^2)
CO	16	270	3000	200	3000	8
CO	25	270	3000	200	3000	8
CO	35	270	3000	200	3000	8

The maximum measurements are recommended and should not be exceeded. If mounting conditions are difficult, even these
dimensions should be reconsidered.

Package sizes for different heights (mm)

Height of blind (mm)	500	1000	1500	2000
16 mm slats	48	71	94	117
25 mm slats	46	64	82	100
35 mm slats	42	58	74	90